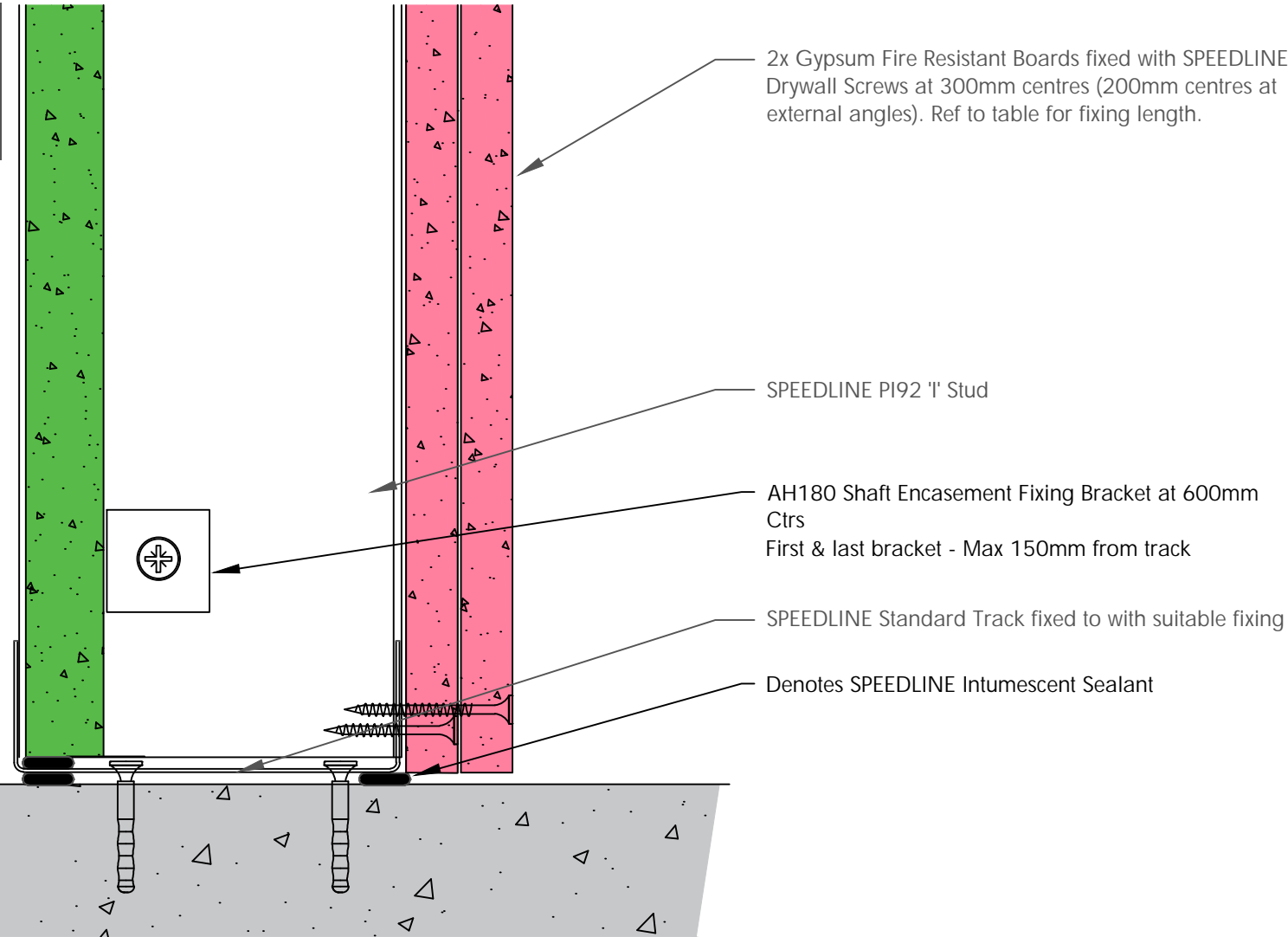


Board Thickness	Speedline Drywall Fixing Length
12.5mm & 15mm	25mm
12.5mm + 12.5mm	25mm + 38mm
12.5mm + 15mm	25mm + 42mm
15mm + 15mm	25mm + 42mm



All performance data and system specifications are for systems constructed with materials & components as shown. The inclusion or substitution of any other manufacturers materials or components could invalidate test data and system performance and permission must be given in writing by SIG PLC.

The information is provided in good faith and is based upon details received which are assumed to include all relevant facts.

We accept no liability for its accuracy, adequacy or completeness. Recipients must satisfy themselves as to its suitability as we do not accept responsibility for any claims or consequential loss. Acceptance of the content and subsequent design responsibility rests entirely with the recipients who should then produce accepted details on their own company documentation.

CDR No: 1107

SCALE: NTS

DATE: 30/04/18

SHAFT ENCASEMENT PARTITION SYSTEM - BASE DETAIL

Details to be read in conjunction with project specification guidelines

Adsetts House,
16 Europa View,
Sheffield Business Park,
Sheffield,
S9 1XH.

T: 0114 231 8030

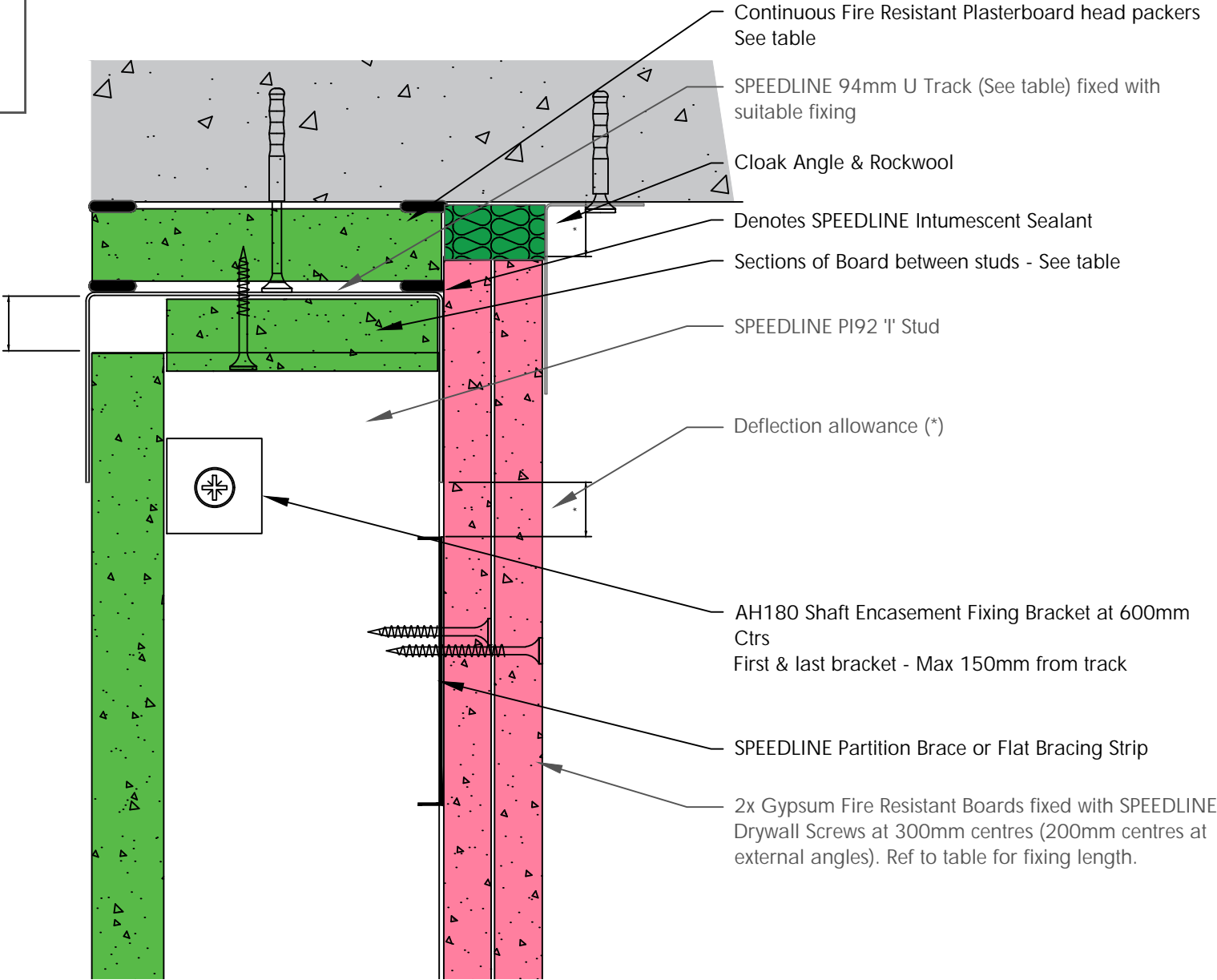
E: enquiries@speedlinedrywall.co.uk



Board Thickness	Speedline Drywall Fixing Length
12.5mm & 15mm	25mm
12.5mm + 12.5mm	25mm + 38mm
12.5mm + 15mm	25mm + 42mm
15mm + 15mm	25mm + 42mm

HEAD PACKER THICKNESS PER DEFLECTION ALLOWANCE		
Deflection	Head Track	
Up to 15mm	SPEDT	Min 19mm CB
Up to 25mm	SPEDT	Min 2x15mm FR
Up to 30mm	SPEDT	Min 2x19mm CB
Up to 40mm	SPXDT	Min 3x15mm FR
Up to 45mm	SPXDT	Min 3x19mm CB
CB=CoreBoard FR=Fire Resistant		

DO NOT SCREW FIX PLASTERBOARD TO THE STUD OR TRACK ABOVE THE PARTITION BRACE TO ALLOW FOR DEFLECTION



All performance data and system specifications are for systems constructed with materials & components as shown. The inclusion or substitution of any other manufacturers materials or components could invalidate test data and system performance and permission must be given in writing by SIG PLC.

The information is provided in good faith and is based upon details received which are assumed to include all relevant facts.

We accept no liability for its accuracy, adequacy or completeness. Recipients must satisfy themselves as to its suitability as we do not accept responsibility for any claims or consequential loss. Acceptance of the content and subsequent design responsibility rests entirely with the recipients who should then produce accepted details on their own company documentation.

CDR No: 1108

SCALE: NTS

DATE: 30/04/18

SHAFT ENCASEMENT PARTITION SYSTEM - DEFLECTION
HEAD GENERAL LAYOUT
90-120 MINS

Details to be read in conjunction with project specification guidelines

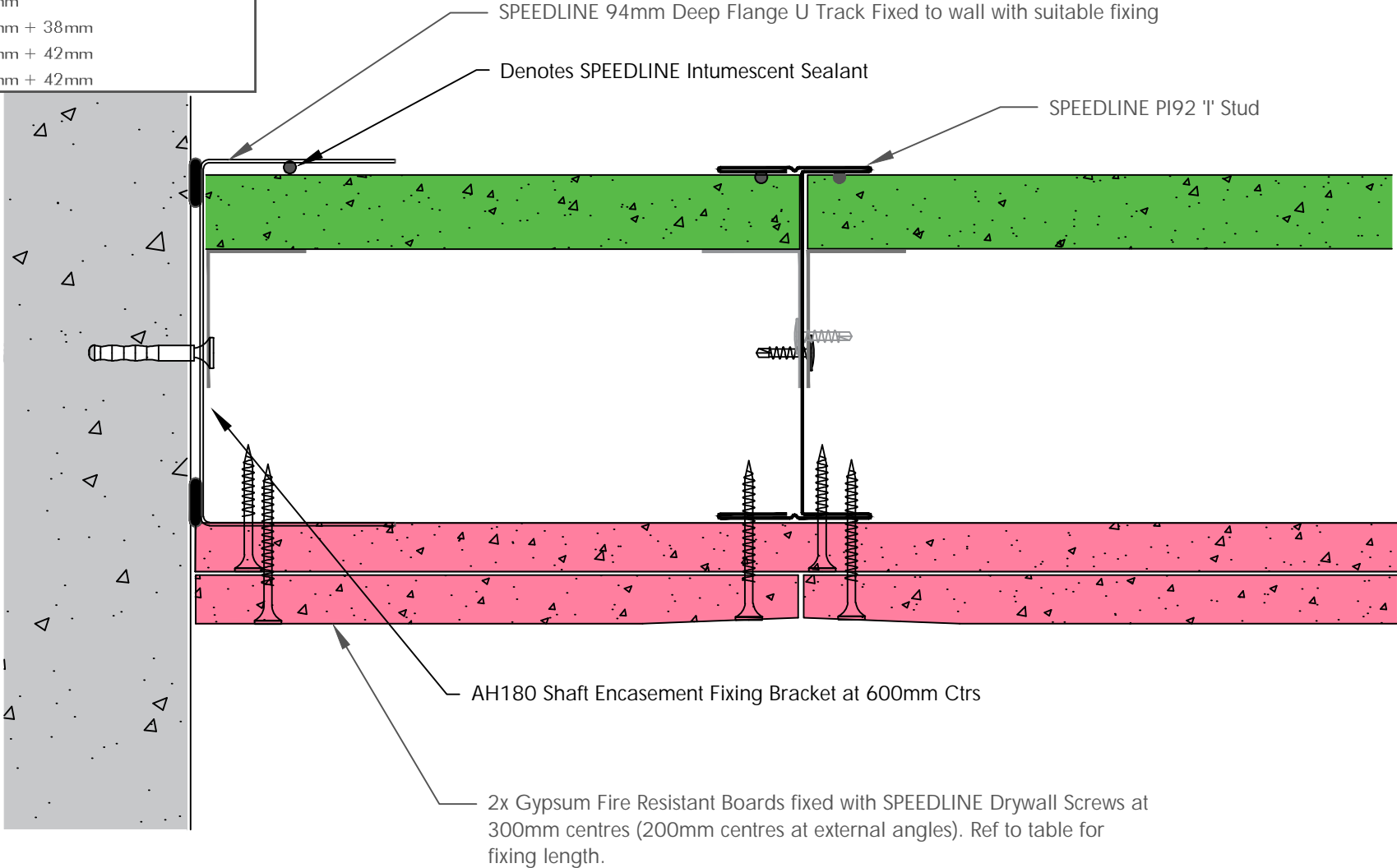
Adsetts House,
16 Europa View,
Sheffield Business Park,
Sheffield,
S9 1XH.

T: 0114 231 8030

E: enquiries@speedlinedrywall.co.uk



Board Thickness	Speedline Drywall Fixing Length
12.5mm & 15mm	25mm
12.5mm + 12.5mm	25mm + 38mm
12.5mm + 15mm	25mm + 42mm
15mm + 15mm	25mm + 42mm



All performance data and system specifications are for systems constructed with materials & components as shown. The inclusion or substitution of any other manufacturers materials or components could invalidate test data and system performance and permission must be given in writing by SIG PLC.

The information is provided in good faith and is based upon details received which are assumed to include all relevant facts.

We accept no liability for its accuracy, adequacy or completeness. Recipients must satisfy themselves as to its suitability as we do not accept responsibility for any claims or consequential loss. Acceptance of the content and subsequent design responsibility rests entirely with the recipients who should then produce accepted details on their own company documentation.

CDR No: 678a

SCALE: NTS

DATE: 30/04/18

SHAFT ENCASEMENT PARTITION SYSTEM - START WALL
DETAIL
GENERAL LAYOUT

Details to be read in conjunction with project specification guidelines

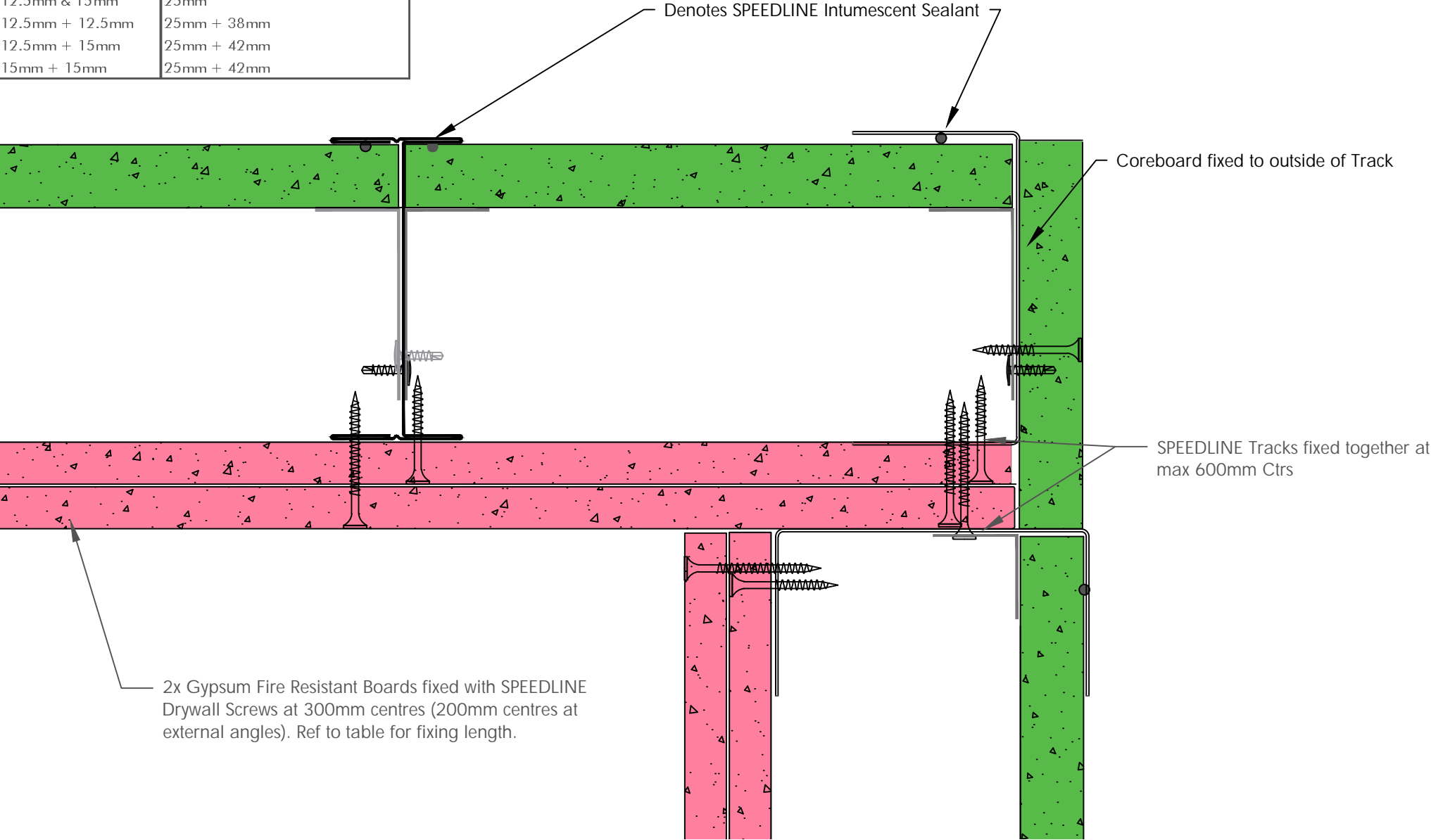
Adsetts House,
16 Europa View,
Sheffield Business Park,
Sheffield,
S9 1XH.

T: 0114 231 8030

E: enquiries@speedlinedrywall.co.uk



Board Thickness	Speedline Drywall Fixing Length
12.5mm & 15mm	25mm
12.5mm + 12.5mm	25mm + 38mm
12.5mm + 15mm	25mm + 42mm
15mm + 15mm	25mm + 42mm



All performance data and system specifications are for systems constructed with materials & components as shown. The inclusion or substitution of any other manufacturers materials or components could invalidate test data and system performance and permission must be given in writing by SIG PLC.

The information is provided in good faith and is based upon details received which are assumed to include all relevant facts.

We accept no liability for its accuracy, adequacy or completeness. Recipients must satisfy themselves as to its suitability as we do not accept responsibility for any claims or consequential loss. Acceptance of the content and subsequent design responsibility rests entirely with the recipients who should then produce accepted details on their own company documentation.

CDR No: 669a

SCALE: NTS

DATE: 30/04/18

SHAFT ENCASEMENT PARTITION SYSTEM - INSIDE CORNER
GENERAL LAYOUT

Details to be read in conjunction with project specification guidelines

Adsetts House,
16 Europa View,
Sheffield Business Park,
Sheffield,
S9 1XH.

T: 0114 231 8030

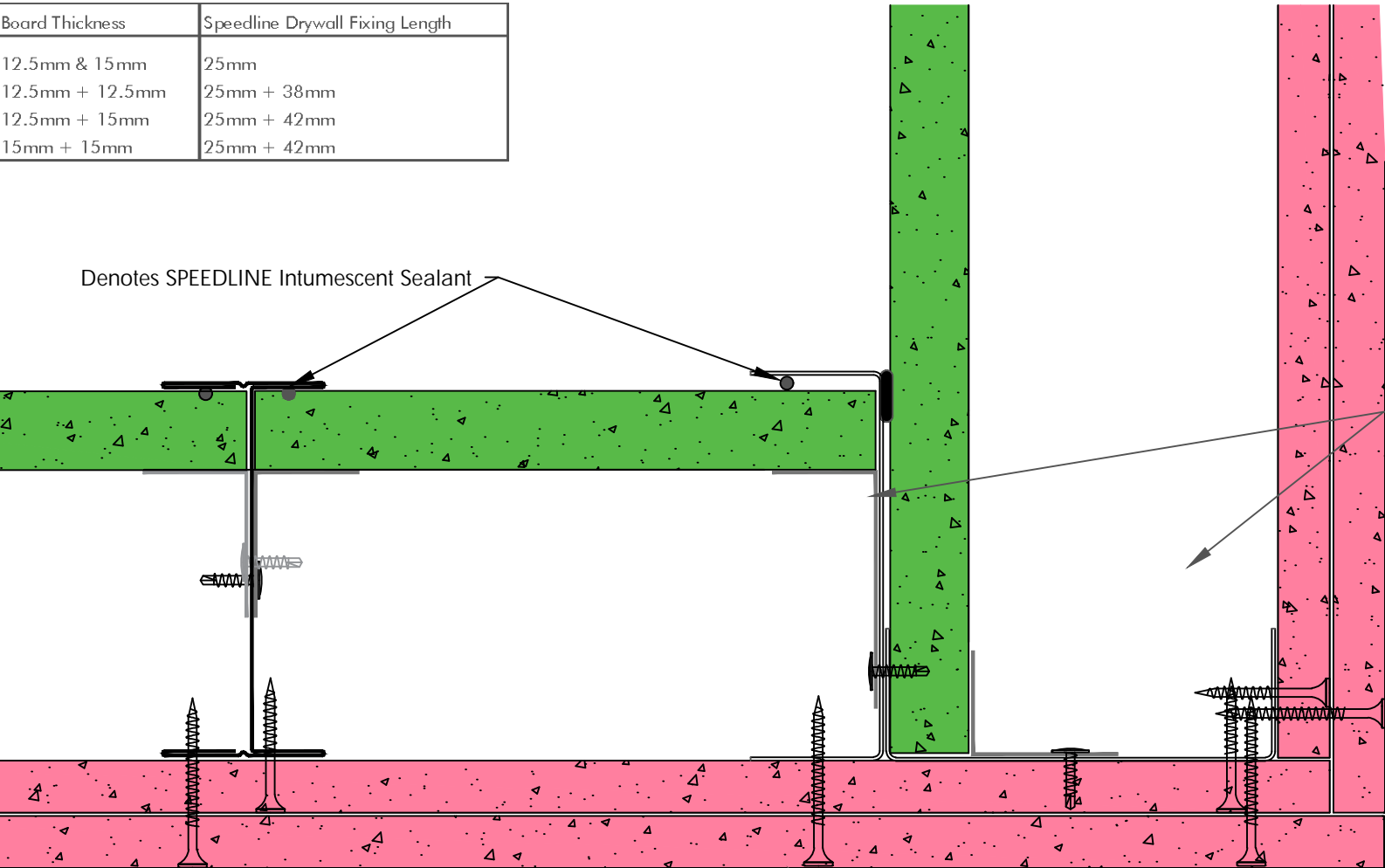
E: enquiries@speedlinedrywall.co.uk



Part of sig plc

Board Thickness	Speedline Drywall Fixing Length
12.5mm & 15mm	25mm
12.5mm + 12.5mm	25mm + 38mm
12.5mm + 15mm	25mm + 42mm
15mm + 15mm	25mm + 42mm

Denotes SPEEDLINE Intumescent Sealant



SPEEDLINE 94mm Tracks fixed together at max 600mm Ctrs

2x Gypsum Fire Resistant Boards fixed with SPEEDLINE Drywall Screws at 300mm centres (200mm centres at external angles). Ref to table for fixing length.

All performance data and system specifications are for systems constructed with materials & components as shown. The inclusion or substitution of any other manufacturers materials or components could invalidate test data and system performance and permission must be given in writing by SIG PLC.

The information is provided in good faith and is based upon details received which are assumed to include all relevant facts.

We accept no liability for its accuracy, adequacy or completeness. Recipients must satisfy themselves as to its suitability as we do not accept responsibility for any claims or consequential loss. Acceptance of the content and subsequent design responsibility rests entirely with the recipients who should then produce accepted details on their own company documentation.

CDR No: 675a

SCALE: NTS

DATE: 30/04/18

SHAFT ENCASEMENT PARTITION SYSTEM - OUTSIDE CORNER
GENERAL LAYOUT

Details to be read in conjunction with project specification guidelines

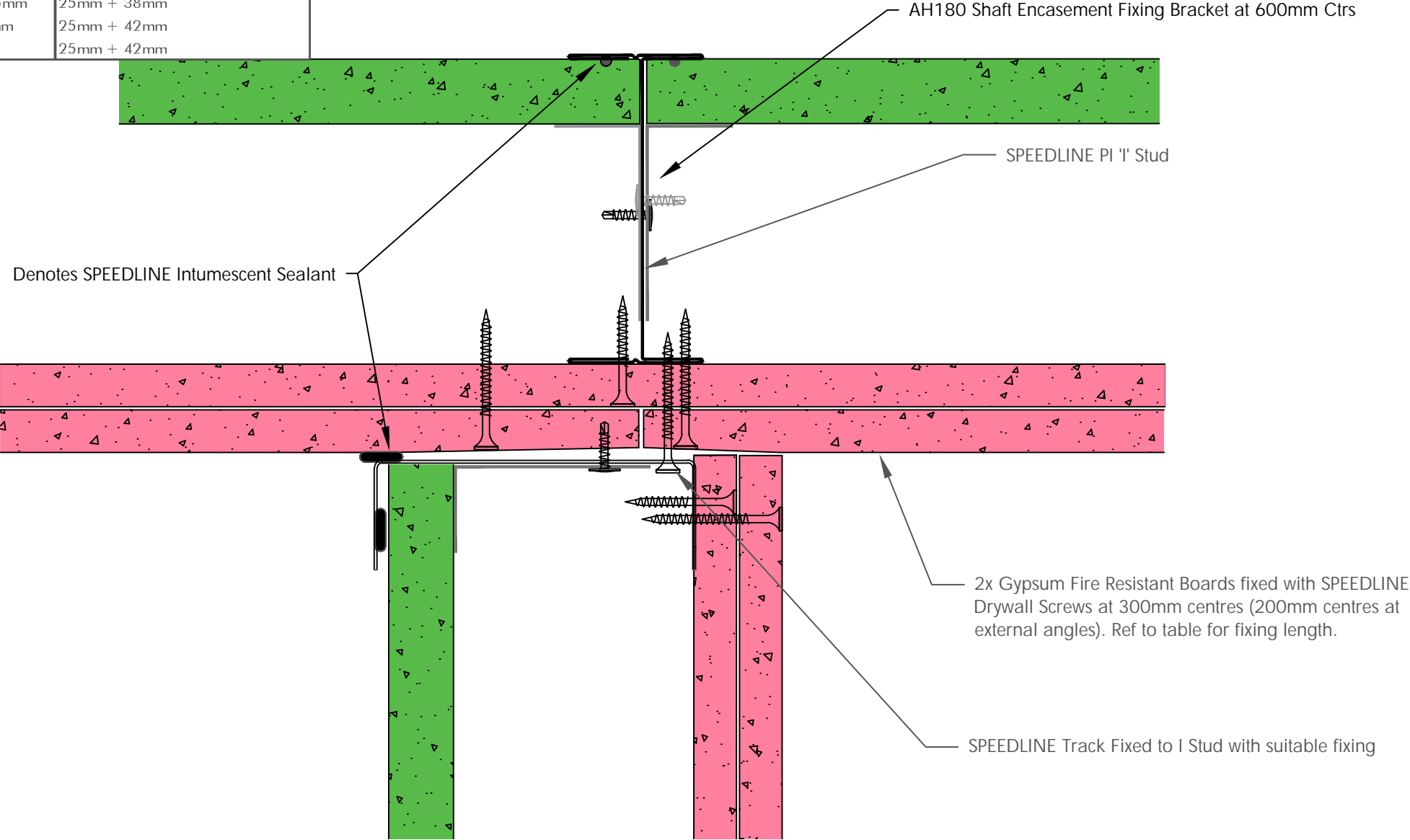
Adsetts House,
16 Europa View,
Sheffield Business Park,
Sheffield,
S9 1XH.

T: 0114 231 8030

E: enquiries@speedlinedrywall.co.uk



Board Thickness	Speedline Drywall Fixing Length
12.5mm & 15mm	25mm
12.5mm + 12.5mm	25mm + 38mm
12.5mm + 15mm	25mm + 42mm
15mm + 15mm	25mm + 42mm



All performance data and system specifications are for systems constructed with materials & components as shown. The inclusion or substitution of any other manufacturers materials or components could invalidate test data and system performance and permission must be given in writing by SIG PLC.

The information is provided in good faith and is based upon details received which are assumed to include all relevant facts.

We accept no liability for its accuracy, adequacy or completeness. Recipients must satisfy themselves as to its suitability as we do not accept responsibility for any claims or consequential loss. Acceptance of the content and subsequent design responsibility rests entirely with the recipients who should then produce accepted details on their own company documentation.

CDR No: 671a

SCALE: NTS

DATE: 30/04/18

SHAFT ENCASEMENT PARTITION SYSTEM - JUNCTION
ROOM SIDE
GENERAL LAYOUT

Details to be read in conjunction with project specification guidelines

Adsetts House,
16 Europa View,
Sheffield Business Park,
Sheffield,
S9 1XH.

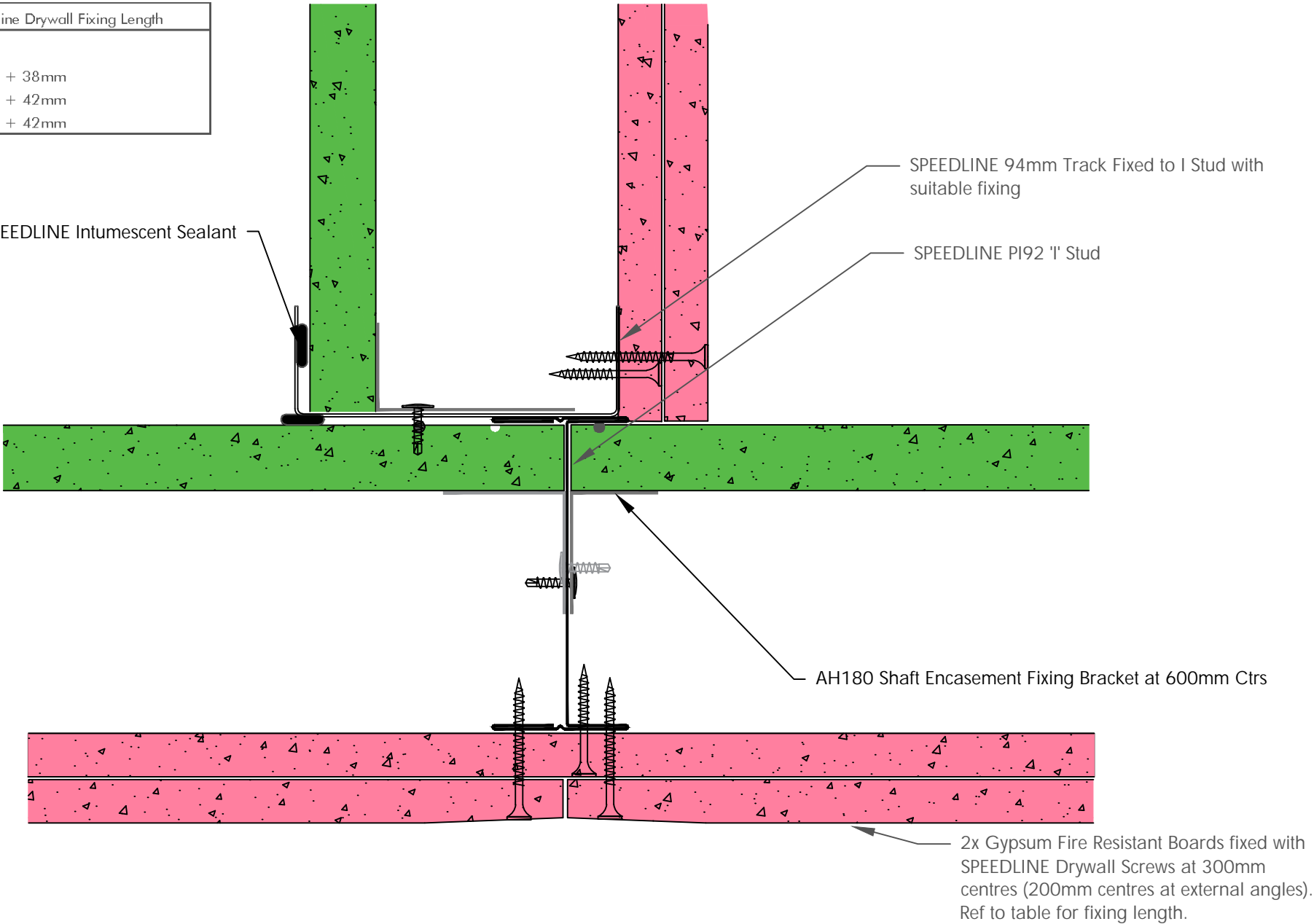
T: 0114 231 8030

E: enquiries@speedlinedrywall.co.uk



Board Thickness	Speedline Drywall Fixing Length
12.5mm & 15mm	25mm
12.5mm + 12.5mm	25mm + 38mm
12.5mm + 15mm	25mm + 42mm
15mm + 15mm	25mm + 42mm

Denotes SPEEDLINE Intumescent Sealant



All performance data and system specifications are for systems constructed with materials & components as shown. The inclusion or substitution of any other manufacturers materials or components could invalidate test data and system performance and permission must be given in writing by SIG PLC.

The information is provided in good faith and is based upon details received which are assumed to include all relevant facts.

We accept no liability for its accuracy, adequacy or completeness. Recipients must satisfy themselves as to its suitability as we do not accept responsibility for any claims or consequential loss. Acceptance of the content and subsequent design responsibility rests entirely with the recipients who should then produce accepted details on their own company documentation.

CDR No: 673a

SCALE: NTS

DATE: 30/04/18

SHAFT ENCASEMENT PARTITION SYSTEM - JUNCTION
SHAFT SIDE
GENERAL LAYOUT

Details to be read in conjunction with project specification guidelines

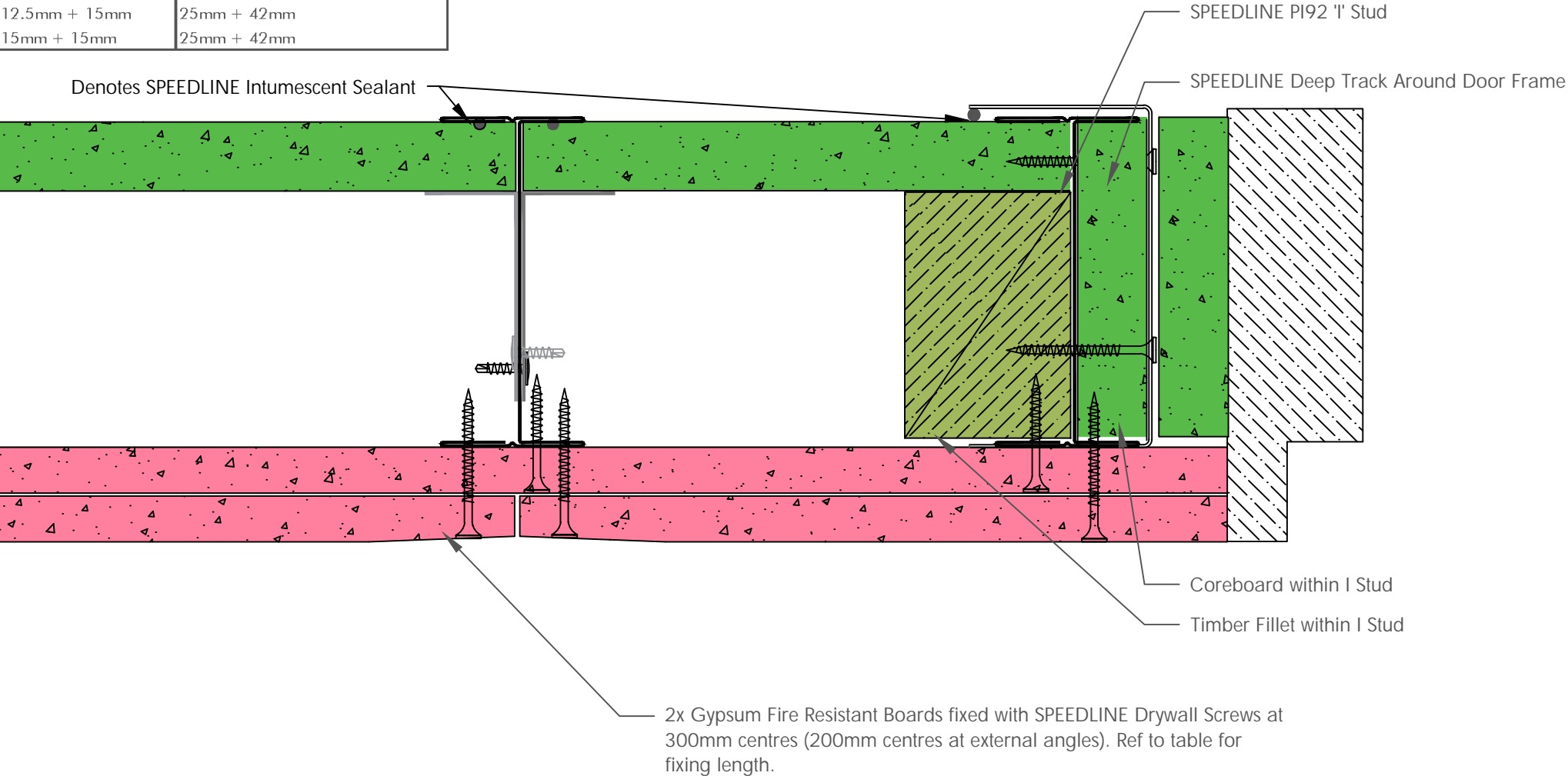
Adsetts House,
16 Europa View,
Sheffield Business Park,
Sheffield,
S9 1XH.

T: 0114 231 8030

E: enquiries@speedlinedrywall.co.uk



Board Thickness	Speedline Drywall Fixing Length
12.5mm & 15mm	25mm
12.5mm + 12.5mm	25mm + 38mm
12.5mm + 15mm	25mm + 42mm
15mm + 15mm	25mm + 42mm



To be read in conjunction with door manufacturers details & informantion

All performance data and system specifications are for systems constructed with materials & components as shown. The inclusion or substitution of any other manufacturers materials or components could invalidate test data and system performance and permission must be given in writing by SIG PLC.

The information is provided in good faith and is based upon details received which are assumed to include all relevant facts.

We accept no liability for its accuracy, adequacy or completeness. Recipients must satisfy themselves as to its suitability as we do not accept responsibility for any claims or consequential loss. Acceptance of the content and subsequent design responsibility rests entirely with the recipients who should then produce accepted details on their own company documentation.

CDR No: 516a

SCALE: NTS

DATE: 30/04/18

SHAFT ENCASEMENT PARTITION SYSTEM - DOOR FRAME
GENERAL LAYOUT

Details to be read in conjunction with project specification guidelines

Adsetts House,
16 Europa View,
Sheffield Business Park,
Sheffield,
S9 1XH.

T: 0114 231 8030

E: enquiries@speedlinedrywall.co.uk

